

Leg treatment hosiery

VENOUS LEG ULCERS

ITEMS NEEDED



Liner (x 2)

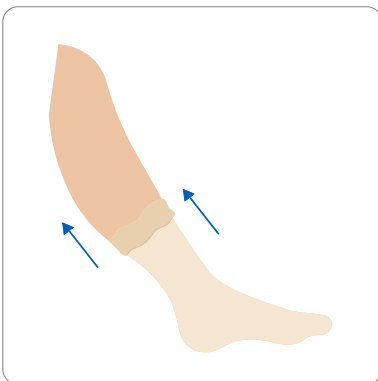


Main stocking
(footless)



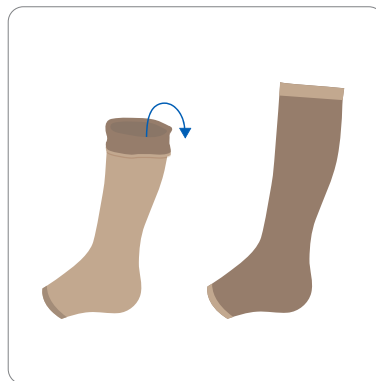
Washing-up
gloves

QUICK GUIDE



Step 1

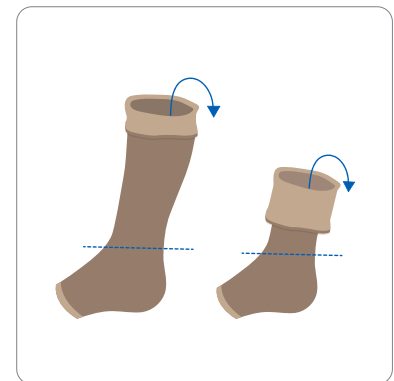
Apply the liner as a normal sock, nice and flat.



Step 2

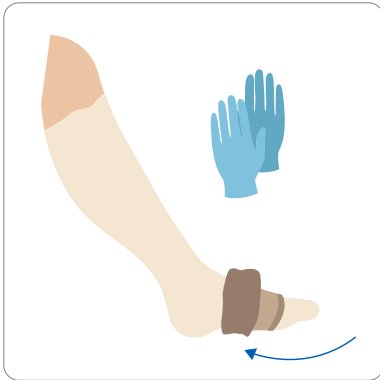
Fold the entire stocking inside out.

Advice: To apply the top stocking use a pair of washing up gloves or garden gloves, as long as they have some friction pads. That's because it makes it easier to apply the stocking.



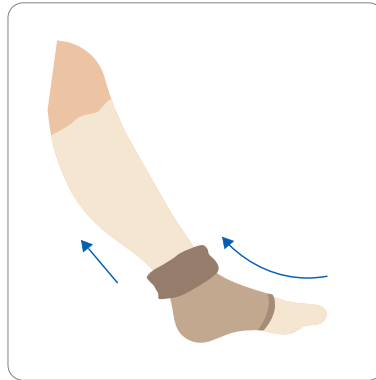
Step 3

Fold the foot piece inside, just to where the heel section is.



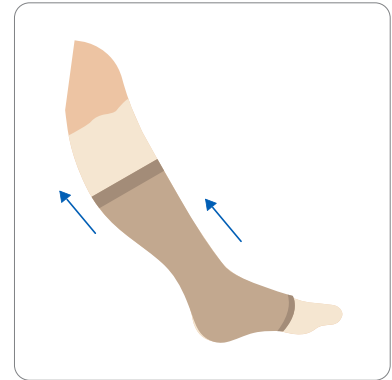
Step 4

Turn it around and apply it onto your foot, just so that you can see your toes.



Step 5

Slide it over the bottom of your legs.



Step 6

Slide it over the rest of your leg gradually.

Note: Do not grab big bits of it. Otherwise you might end up with too much stocking at the top.



Video

To watch the video with more detailed instruction please go to:

<https://vimeo.com/404265649>